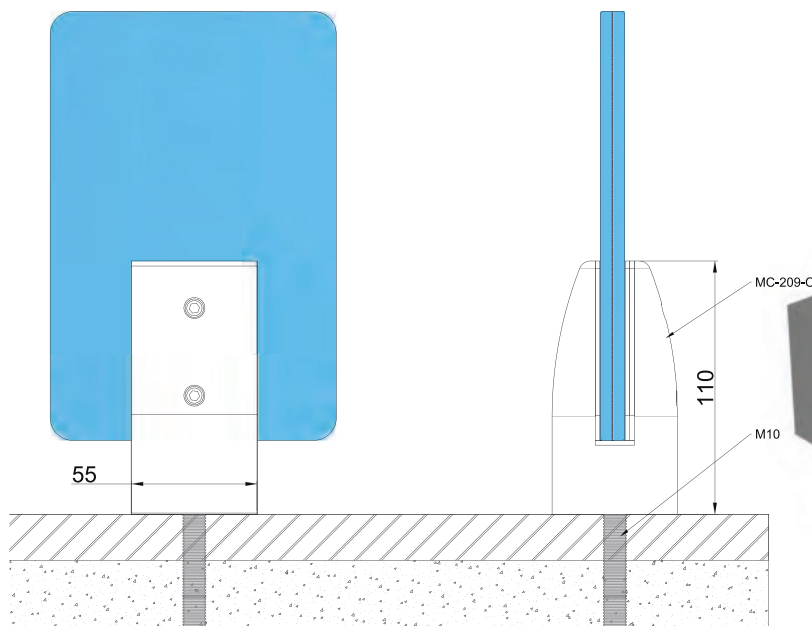
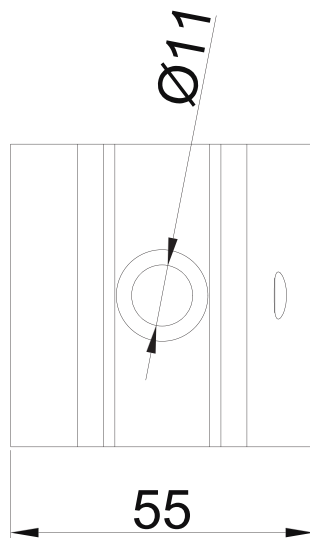





CL-07/A



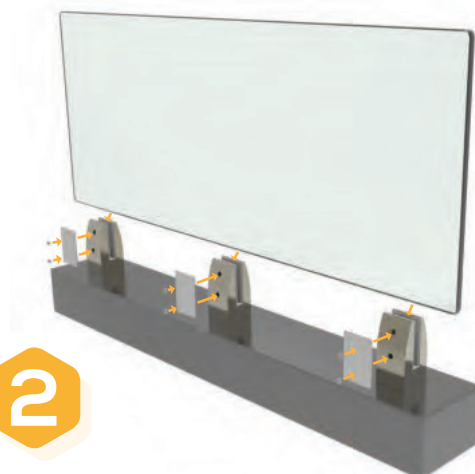


Installazione passo per passo Installation step by step

1



2



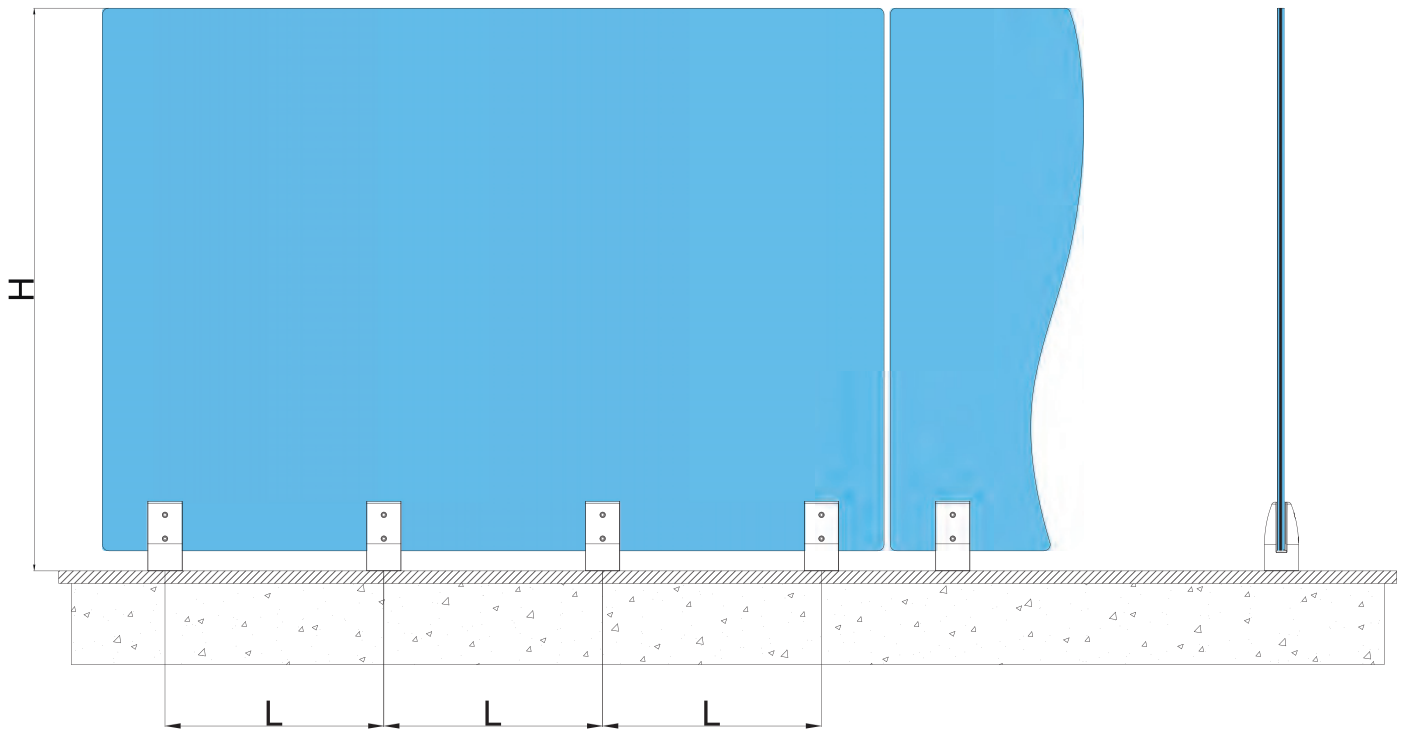
3



Base profilo quadrata per vetro 10-12mm
Square profile base for 10-12mm glass

Codice / Code

MC-209/C



ALTEZZA VETRO = H	SPESSORE (mm)	Larghezza (mm)	VALORI DI PROVA (kN)	J
0-599 mm	(5 + 1.52 + 5), (6 + 1.52 + 6)	700	-	-
600 - 899 mm	(5 + 1.52 + 5), (6 + 1.52 + 6)	600	-	-
900 - 1099 mm	(5 + 1.52 + 5), (6 + 1.52 + 6)	500	-	-
1100 - 1200 mm	(5 + 1.52 + 5), (6 + 1.52 + 6)	400	-	-

Lo spessore del vetro e la gamma dei prodotti possono variare a seconda dell'altezza dell'edificio

